



TalkforWriting™

PLEASE
DONATE!

NSPCC

A message from Talk for Writing

Dear Teacher/Parent/Carer,

Welcome to batch four of our home-school English units.

We are continuing to receive huge amounts of positive feedback from teachers, parents and children about our units which have been downloaded tens of thousands of times.

We want to use this batch of units to raise money for the NSPCC.

Sadly, having to spend time in enforced isolation during Covid-19 will have put many children at greater risk of abuse and neglect. The NSPCC website provides useful guidance [here](#). We are therefore asking for voluntary contributions of:

- **£5 per year group unit**

Schools using or sending the link to a unit to their pupils

- **£2 per unit**

Parents using a unit with their child, **if they can afford to do so**

The above amounts are recommendations only. If you are finding the units of use and are able to donate more, please do!

DONATE HERE

www.justgiving.com/fundraising/tfw-nspcc

A huge **thank you** for all your donations so far. We are pleased to be able to provide the units as free downloads, whilst also using them to support good causes.

We hope you enjoy this batch of units as much as the previous ones.

With best wishes,

Pie Corbett

Talk for Writing

What is Talk for Writing?

Thousands of schools in the UK, and beyond, follow the Talk for Writing approach to teaching and learning. If you're new to Talk for Writing, find more about it [here](#).




TalkforWriting™

Talk for Writing Home-school booklet

Brian Bear's Picnic!

by Alison Cooper



© Copyright of Alison Cooper and Talk for Writing 2020.
Permissions: Sharing the web link / URL to where this booklet sits on the Talk for Writing website with colleagues and parents is encouraged, but no part of this publication should be re-uploaded elsewhere online, reproduced or altered without permission.
www.talk4writing.com



Dear Parent/Carer,

Thank you for taking time to support your child with their learning. This booklet is designed to inspire and support your child to develop skills and confidence in English – speaking, listening, reading and writing.

Through the world of ‘Picnic Time!’ with Brian and his friends, your child will explore a range of purposeful activities which are broken down into bite-sized chunks. Each activity is carefully explained and many could be extended. They are designed to be shared activities. At the end of the booklet, you and your child are invited to comment on how they got on with the learning and this will help their class teacher.

The activities in this booklet are:

- ★ Story of ‘Picnic Time!’
- ★ Talk activity about the story
- ★ Reading response activities
- ★ Who said what?
- ★ Quiz Time
- ★ Exploring words together
- ★ Retelling the story
- ★ Enjoying a song together: ‘Teddy Bear’s Picnic’
- ★ We’re going on a picnic. What will you take?
- ★ Drawing time! Designing a picnic rug for Brian
- ★ Thank you letters
- ★ A postcard to Brian
- ★ Making teddy bear toasts
- ★ Special things from my walk
- ★ The history of bears
- ★ A new adventure
- ★ Review of learning

You can listen to an audio recording of this story here:
<https://soundcloud.com/talkforwriting/brian/s-Tdy7BXbHz4i>

Brian Bear's Picnic!

In the middle of Friary Wood, there lived a large, stripy bear called Brian. He was a happy and generous bear who loved seeing his friends and playing games with them.

One warm, summer morning, Brian decided to invite his bear friends to a picnic. So, he sent an invitation to Curtis, Bertha and Gertie which he wrote in his very best handwriting:

Curtis, Bertha and Gertie were excited and quickly prepared their favourite food to take to the picnic. Curtis baked a scrumptious banana cake, Bertha made some delicious, honey sandwiches and Gertie picked succulent strawberries from her garden. Dressed in their best 'going-on-a-picnic' clothes, they set off to Friary Wood.



First, they had to cross a narrow bridge over the river. Just as they reached the other side, a swarm of bees flew towards them. "Duck down!" shouted Bertha but the bees stopped in front of them.

"We need some honey. Can you help us?" asked the largest bee.

Bertha looked at Curtis and Gertie and thought a very long thought. Slowly, very slowly, she unwrapped the honey sandwiches and the bees devoured the honey gratefully.

Next, they came to a narrow lane with tall trees on both sides. Swinging through the trees, a troop of monkeys rushed towards them. "Keep out of their way!" yelled Curtis but the monkeys stopped in front of them.

"We've lost all our bananas, all our banana cakes and banana milkshakes. Can you help us?" asked the leader of the troop.

Curtis looked at Bertha and Gertie and thought a very long thought. Slowly, very slowly, he unwrapped the banana cake and the monkeys gobbled it all up gratefully.

After that, they reached an old barn which was tumbling down. Standing right in front of them was a family of very skinny, frightened mice. "Stop!" whispered Gertie but the mice didn't run away, they stood right in front of the bears.

"We're starving, there's no food left in the barn. Can you help us?" squeaked the biggest mouse.

Gertie looked at Bertha and Curtis and thought a very long thought. Slowly, very slowly, she took out the strawberries and the mice nibbled them all up gratefully.

Finally, they reached Friary Wood. "Hello, my friends. Welcome!" boomed Brian. "Spread out your food and we can tuck in."

Curtis, Bertha and Gertie looked at each other. "Um, um, we gave it all away," said Bertha quietly and the bears told Brian what had happened.

"Never mind, I have plenty for everyone," Brian said cheerfully. So, the four bears sat down to a scrumptious picnic and chatted and laughed as friendly bears do.

Share the story of 'Picnic Time!' with a grown-up and talk together about the story. Then fill in the sticky notes.



1. What did you like best about the story?

2. Do you think Curtis, Bertha and Gertie should have given away their picnic food?

3. Which two words would you use to describe Brian at the end of the story?

Who said what?

Read the story together again.

Draw a line to match the speaker with the correct image.

<p>"Keep out of their way!"</p>	<p>Bertha</p>
<p>"We're starving. There's no food left in the barn."</p>	
<p>"Spread out your food and we can tuck in."</p>	<p>Curtis</p>
<p>"Um, um, we gave it all away."</p>	
<p>"We need some honey."</p>	

Quiz time

★ The special challenge is to see if you can answer in sentences.

1. What did Brian like doing? Can you name two things?
2. What sort of writing did Brian use for the invitation?
3. Where was the picnic held?
4. How did the bears feel when they received Brian's invitation?
5. What were the monkeys doing as they came towards the bears?
6. What type of clothes did Curtis, Bertha and Gertie wear to the picnic?
7. What food do you think Brian brought for the picnic?

Exploring words together

Here are some words from the story that describe the picnic food. Share them with a helper and talk about what they mean?



scrumptious – food that is delicious or very tasty

succulent – food that is juicy

What other adjectives do you know to describe food?

Think about the food you like.

Think about the food you dislike.

Often there is a special name to describe a group of the same things (a **collective noun**.) In the story, we have:

a **swarm** of bees

a **troop** of monkeys

Can you fill in the missing word?

A _____ of sheep.

A _____ of cows

A _____ of fish

Do you know any others?

Retelling the story

Can you draw a map of Curtis, Bertha and Gertie's journey to my picnic at Friary Wood?

Can you retell the story to your helper? These words and pictures may be handy.



First, ... Next, ... After that, ... Finally,...



Sing along

You may know the song “Teddy Bear’s Picnic”. There are lots of versions and this is just one of them:

<https://www.youtube.com/watch?v=kqd2ePU9sZY>

Here are the words for the first four verses so that you can sing along.



Teddy Bear’s Picnic by Jimmy Kennedy

If you go down in the woods today
You're sure of a big surprise
If you go down in the woods today
You'd better go in disguise!

For every bear that ever there was
Will gather there for certain
Because today's the day the
Teddy Bears have their picnic

Picnic time for Teddy Bears
The little Teddy Bears are having
A lovely time today
Watch them, catch them unawares
And see them picnic on their holiday

See them gaily gad about
They love to play and shout
They never have any cares
At six o'clock their Mommies and Daddies
Will take them home to bed
Because they're tired little Teddy Bears.

You can see all the verses here.

<https://www.google.com/search?q=teddy+bears+picnic+song+words&oq=tddy+bears+picnic+words&aqs=chrome.2.69i57j0l6.9703j0j8&sourceid=chrome&ie=UTF-8>

Going on a picnic



What would you put into your picnic basket?

Make a list of 6 things that you would take.

Try to write each one in a sentence. I've begun the first one for you:

1. *My first choice would be ...*

2.

3.

4.



5.

6.

Drawing time!

I forgot to pack a picnic rug for my friends to sit on. Can you design one with crayons or paints for me to use next time?

You could use the space below or you could use your own paper. Here are some ideas:



Thank you letters

When Curtis, Bertha and Gertie got home, they found three letters pinned on their door. This one is from the troop of monkeys.

Dear Curtis, Bertha and Gertie,

Thank you very much for sharing your picnic with us. We were very hungry when we met you because all our food had fallen in a river when we crossed to get to the other side. Curtis's banana cake was scrumptious and we ate up every single crumb.

We all hope that you had a delicious picnic with your friend Brian. Did you play lots of fun games?

Love from,

The troop of monkeys xx

Can you write a thank you letter to Curtis, Bertha and Gertie from the swarm of bees or from the skinny, frightened mice?

A postcard to Brian

I've written to Brian to say thank you but I don't know where to put my full stops and capital letters. Can you put them in for me please?



dear brian,

we had a lovely time at your picnic yesterday and all the food was delicious we loved the teddy bear toasts please can you give us the recipe so that we can make them at home?

we're very sorry we gave all our food away it was fun playing hide and seek

please come to a picnic with us soon and we will make some scrumptious food for you

love curtis, bertha and gertie xxxx



Brian Bear
The Den
Friary Wood
Riverton

Brian's recipe for two teddy bear toasts



<https://www.kidspot.com.au/kitchen/recipes/teddy-bear-toast/8vqg80fs>

What you need:

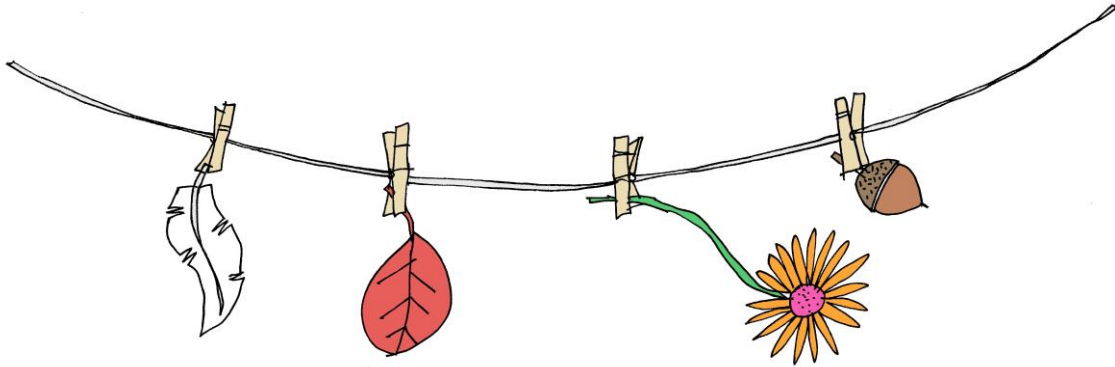
- 2 slices wholemeal or white bread
- 2 tablespoons of peanut butter (you can replace this with chocolate spread in case of nut allergies)
- 6 banana slices
- 6 raisins

What you do:

1. Toast the bread.
2. Spread with peanut butter.
3. Add banana slices for the ears and nose.
4. Place the raisins on each slice of banana for the eyes and in the centre of the banana nose.
5. Now tuck in!

Special things from my walk

On their walk to Friary Wood, the bears collected lots of things that interested them. When they got home, they pegged them all on a string to remind them of their happy day. They told each other what they had found.



This is what Curtis told his friends:

I collected lots of things on my walk. First, I found a soft white feather from a baby bird. I expect the baby bird has flown away now.

Next, I saw a beautiful red leaf so I put that in my basket. After that, I picked up a shiny, brown pebble which was on the path.

Finally, I found my favourite thing. It was a shiny acorn still in its shell.



★ **When you go out for a walk, collect some things you see and peg them onto a string or a ribbon. Then you can tell your helper about what you found and the order in which you found them.**

These words might help you:

First,

Next,


After that,

Finally,

The history of teddy bears


The first teddy bear was made over 100 years ago. Watch this youtube clip to find out more.

<https://www.youtube.com/watch?v=UPdtkSWUrJg>



Drawing a teddy bear


There are lots of famous teddy bears like Paddington Bear, Rupert Bear, Winnie the Pooh, Little Bear Lost and Baloo Bear. Can you draw a picture of your favourite bear below? It could be a famous bear or it could be your own very special bear. I've drawn the frame for you, but you have to draw the bear.



A new adventure

Colour in your teddy below. You can add a hat, a scarf, a bow-tie, anything you like. You could make it into a mask or a stick puppet.

https://www.google.com/search?safe=strict&q=teddy+bear+mask+template&tbm=isch&chips=q:teddy+bear+mask+template,g_1:printable:R1io_by14Eo%3D&usg=AI4_-kSL3HyGHju5Ljir2APnPsBl0fnKdg&sa=X&ved=2ahUKewjXmdO5_MfpAhX-ZxUIHcnMBPcQgIoDKAB6BAgKEAQ&biw=1280&bih=561#imgrc=lwYof-6TNQNI6M



Now give your teddy a name and take it on an adventure!

If you can write a story about your teddy's adventure, that would be fantastic.



Review of my learning

The activities I liked best were

.....

I've learned

.....

My helper thinks

.....

.....

© Alison Cooper for Talk for Writing

Alison Cooper, former teacher and Regional Adviser for Primary English with the National Strategies, now works with Talk for Writing to help schools develop the approach.

Edited and designed by Julia Strong

Prepared for online distribution by Nick Batty

To find out more about Talk for Writing, visit www.talk4writing.com.

Thanks to Jon Ralphs for the cartoons: jonralphs.com

This resource is copyright. All materials herein, texts and supporting resources are copyright to Alison Cooper & Talk for Writing. They are to be used to support children/staff/parents in home-learning ONLY and not for commercial gain. Sharing the web link/URL to where this booklet sits on the Talk for Writing website with colleagues and parents is encouraged, but no part of this publication should be re-uploaded elsewhere online, reproduced or altered without permission.

